

# 2026 student statistics report

English language students in the UK in 2025



**BONARD**

Executive summary

# Student statistics report 2026 – Executive summary

Copyright © 2026 English UK

**Prepared on behalf of:**



English UK  
47 Brunswick Court, Tanner Street, London SE1 3LH, UK  
+44 20 7608 7960 | [www.englishuk.com](http://www.englishuk.com) | [info@englishuk.com](mailto:info@englishuk.com)

**Prepared by:**

## **BONARD**

BONARD  
Museumstraße 3b/16, 1070 Vienna, Austria  
+43 650 612 4527 | [www.bonard.com](http://www.bonard.com) | [research@bonard.com](mailto:research@bonard.com)

# Introduction

The story in this year's statistics – a 4.8% fall in student numbers and 10.9% in student weeks – will surprise few in UK ELT. Yet in a challenging global environment, the UK continues to perform comparatively well. The strong foundations and adaptability sustaining us now will underpin our future.

Capturing growth is essential as global demand evolves, markets mature and competition intensifies. Centres need clear intelligence, effective routes to market and practical support to convert opportunity into business. Key opportunities lie in Latin America and Asia: last year, Türkiye and Argentina were our fastest-growing markets, while Italy remained the largest by both student numbers and weeks.

We will support members to pursue growth in new and existing markets through stronger intelligence, targeted promotion, partnerships and collaborative approaches, helping to deliver sustainable growth across the sector.

Jodie Gray, Chief Executive, English UK

# Methodology

The core data in this report was collated from English UK annual student data submissions returned between 2015 and 2025. English UK is the national membership association of accredited English language teaching (ELT) centres in the UK. Its member centres are fully accredited by the British Council to teach English and they account for over 85% of the accredited ELT sector.

A descriptive note beneath each chart states the origin of the data.

Due care and attention were paid to align the annual data as much as possible. However, some of the figures in this report may not be directly comparable for the following reasons:

The number of state and private sector centres in the English UK membership fluctuates year-on-year. Where appropriate, we have therefore used historical comparisons based on a consistent research sample (only centres reporting in both 2024 and 2025).

**Note:** A full-time student week is defined as one student taking 10 or more teacher-taught hours in one week. Data on full-time students is used for most of the report. In line with English UK's categorisation, part-time students are defined as international English language students on courses offering fewer than 10 teacher-taught hours per week.

# Access the full report

English UK members can access the full report in the member area of the website.

For other stakeholders, media and interested parties, please contact Roz McGill, Market Development and Insights Manager, at [Roz.McGill@englishuk.com](mailto:Roz.McGill@englishuk.com).

# Key national-level findings

## General overview

- Overall, English UK's 287 member centres taught 327,883 English language students in 2025. Of these, 313,954 students were on full-time courses (either face-to-face: 311,814 or online: 2,140), while 13,929 students studied part-time (either face-to-face: 11,120 or online: 2,129). These students studied for a total of 998,044 full-time student weeks and 41,576 part-time student weeks.
- 'South and South Eastern England' accounted for the largest number of student weeks (270,295 weeks), followed by London (261,551 weeks). The top three largest cities were: London (254,791 weeks), Brighton (98,149 weeks), and Bournemouth (73,962 weeks).
- The top growing markets were: Türkiye (+14,928 weeks) and Argentina (+3,734 weeks), based on like-for-like comparisons between 2024 and 2025.
- The top declining markets were: China (-23,362 weeks), Italy (-13,994 weeks), and Colombia (-13,596 weeks), based on like-for-like comparisons between 2024 and 2025.
- In the part-time sector, a total of 11,120 students were recorded, generating 41,576 student-weeks across 68 centres.
- In 2025, there were 2,140 full-time online students, accounting for 17,484 student weeks, while 2,129 part-time online students delivered 33,242 student weeks.

## State sector

- In 2025, 23 participating state sector centres delivered English language programmes (ELT) to 5,923 students, generating a combined total of 55,539 student weeks.
- Following the decline observed in 2024, when student numbers fell by 8.9% and student weeks decreased by 14.5%, the state sector experienced a continued contraction in overall activity, with student enrolments declining by 15% year-on-year.
- Adult learners continued to dominate, increasing from 91% to 93% of students in 2025. Juniors represented just 7% of the state sector's ELT students, their share of student weeks remained stable at 1%.
- China was again the leading source market, sending 2,197 students (37% of all students) who studied for 20,286 student weeks (27% of total student weeks). Japan retained second place with 796 students accounting for 4,857 student weeks.
- The largest state-sector declines were from China (-6,359 weeks), Other Asia / Far East (-2,114 weeks), and Italy (-2,080 weeks), based on like-for-like comparisons between 2024 and 2025.

## Private sector

- English UK's 264 private sector member centres delivered 942,505 weeks of face-to-face ELT courses to 305,891 full-time students in 2025.
- The overall average course duration was 3.1 weeks, representing a slight decrease from 3.3 weeks in 2024.
- Between 2024 and 2025, the private sector centres experienced a 4.1% decrease in student numbers to 305,891. Student weeks declined more significantly by 10%.
- Junior learners dominated, accounting for 63% of the overall student population. However, adult students represented 65% of total student weeks, reflecting their relatively longer-duration average stays.
- Italy remained the largest source market with 142,565 student weeks and 80,407 students reported in 2025. Despite declines in both student numbers and student weeks, Saudi Arabia retained second place, experiencing a relatively moderate reduction of 6% in student weeks and 3% in student numbers.
- The largest private-sector declines were from China (-16,750 weeks), Colombia (-13,545 weeks), and Italy (-11,676 weeks).

# Overall data

English UK membership overview

Market size



**278**

Reporting centres  
(2024 vs 2025)



**287**

Reporting centres  
in 2025



**311,814**

Students

**-4.8%** VS 2024



**998,044**

Student weeks

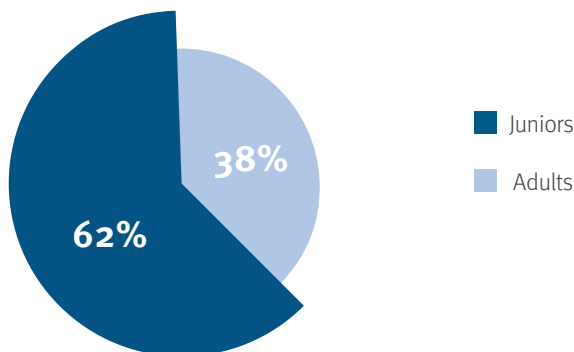
**-10.9%** VS 2024

**Source:** English UK, 2025, n=287 and English UK, 2024 and 2025, n=278; year-on-year (y-o-y) comparisons are based on data from member centres reporting in both years. Figures refer to full-time face-to-face courses only.

Age segments

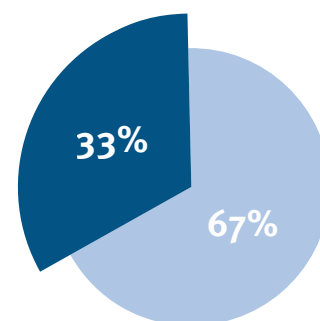
Market share

Student numbers



Adults dominated student week volume (at 67%), whereas juniors comprised 62% of all students. Comparing 2025 with 2024,

Student weeks

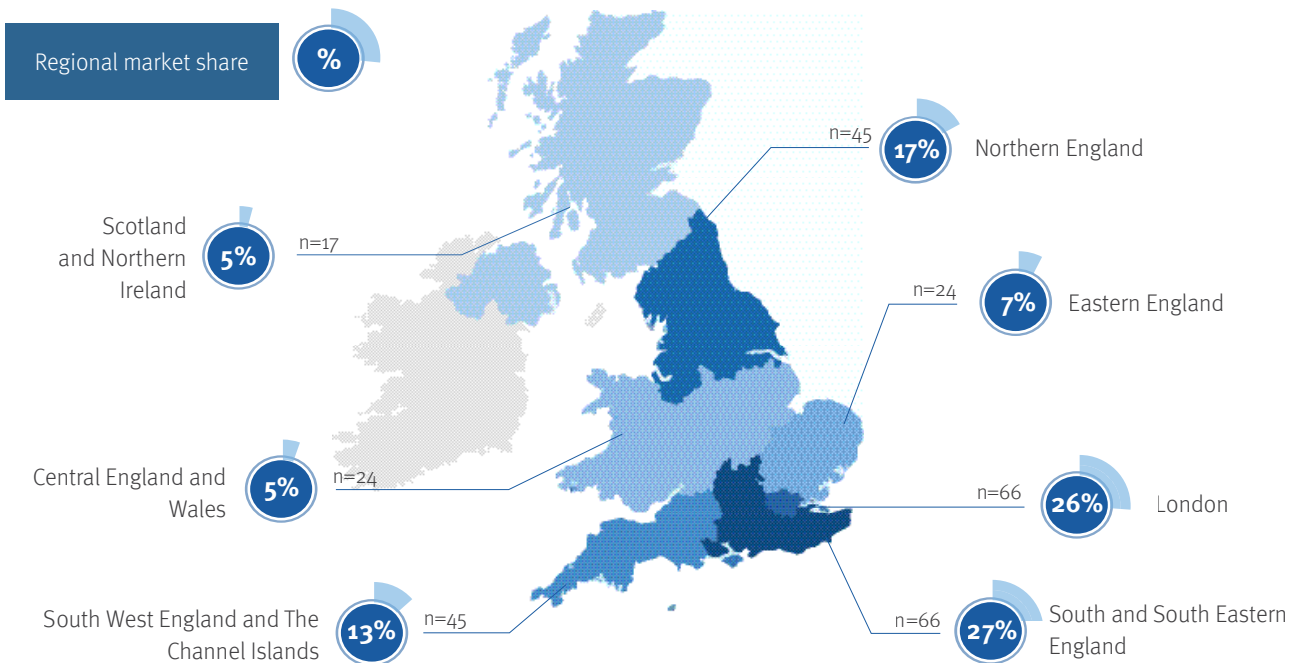


junior numbers declined 6%, while adult numbers fell by 3%. Both junior and adult weeks dropped by 11%.

**Source:** English UK, 2025, n=287 and English UK, 2024 and 2025, n=278; y-o-y comparisons are based on data from member centres reporting in both years

## Regional overview

### Number of student weeks spent by region

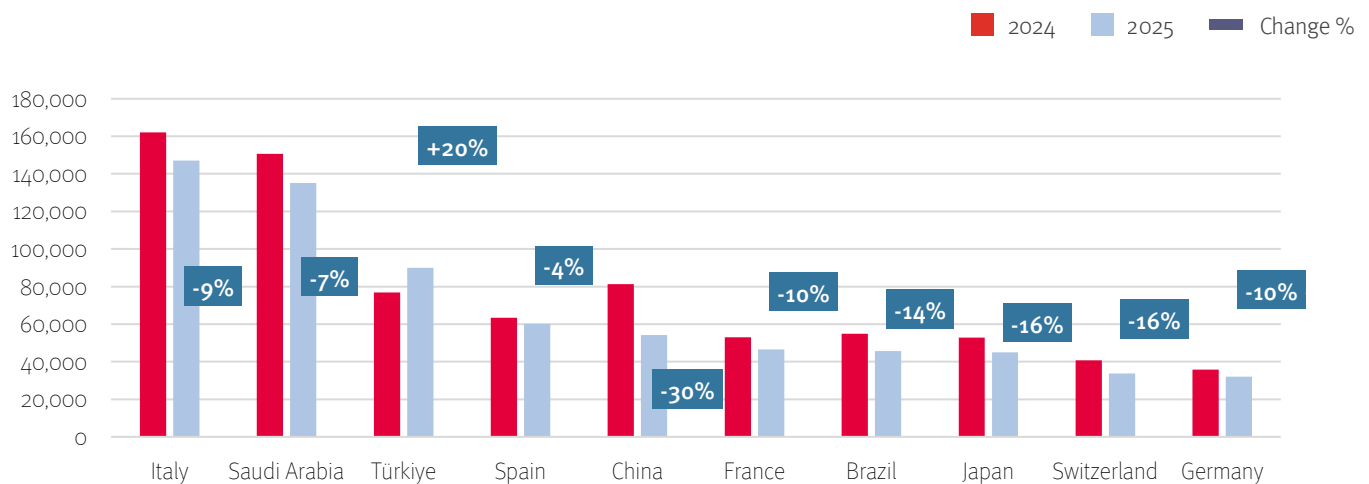


**Source:** English UK, 2025; n=287 member centres

**Note:** Percentages may not add up to 100% due to rounding. Data is collected at member-organisation level and attributed to headquarters for multi-centre providers; consequently, regional figures may not fully reflect the location of teaching delivery.

## Top source markets

### Student weeks



**Source:** English UK, 2025; performance based on statistics collected from member centres that provided a full nationality breakdown for 2025 n=282, for 2024 n=309; y-o-y comparisons are based on data from centres reporting in both 2024 and 2025 (n=274)

# State sector

## State sector overview

## Market size



**5,923**  
students  
**-15.0%** vs 2024

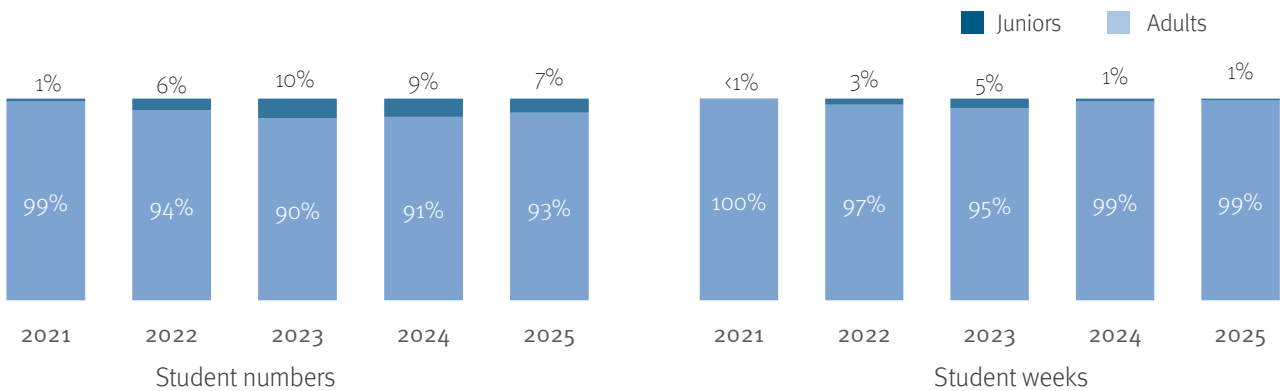


**55,539**  
student weeks  
**-22.3%** vs 2024

**Source:** English UK, 2025; n= 23 centres, and English UK, 2024 and 2025, n=22; y-o-y comparison is based on data from centres reporting in both years

## Age segments

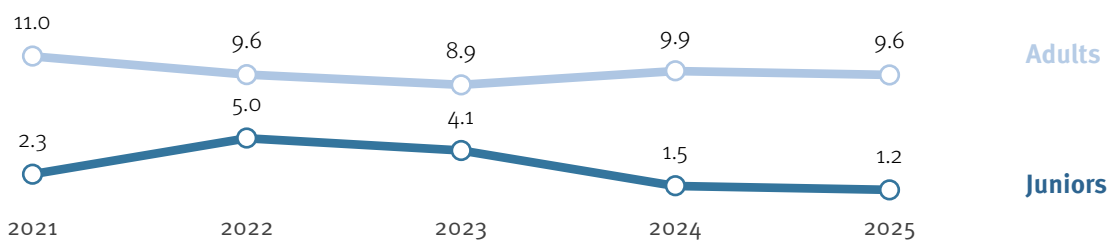
## Market shares



**Source:** English UK, 2021-2025; the number of member centres fluctuated over the measured period, ranging between 54 and 23 state sector member centres

## Age segments

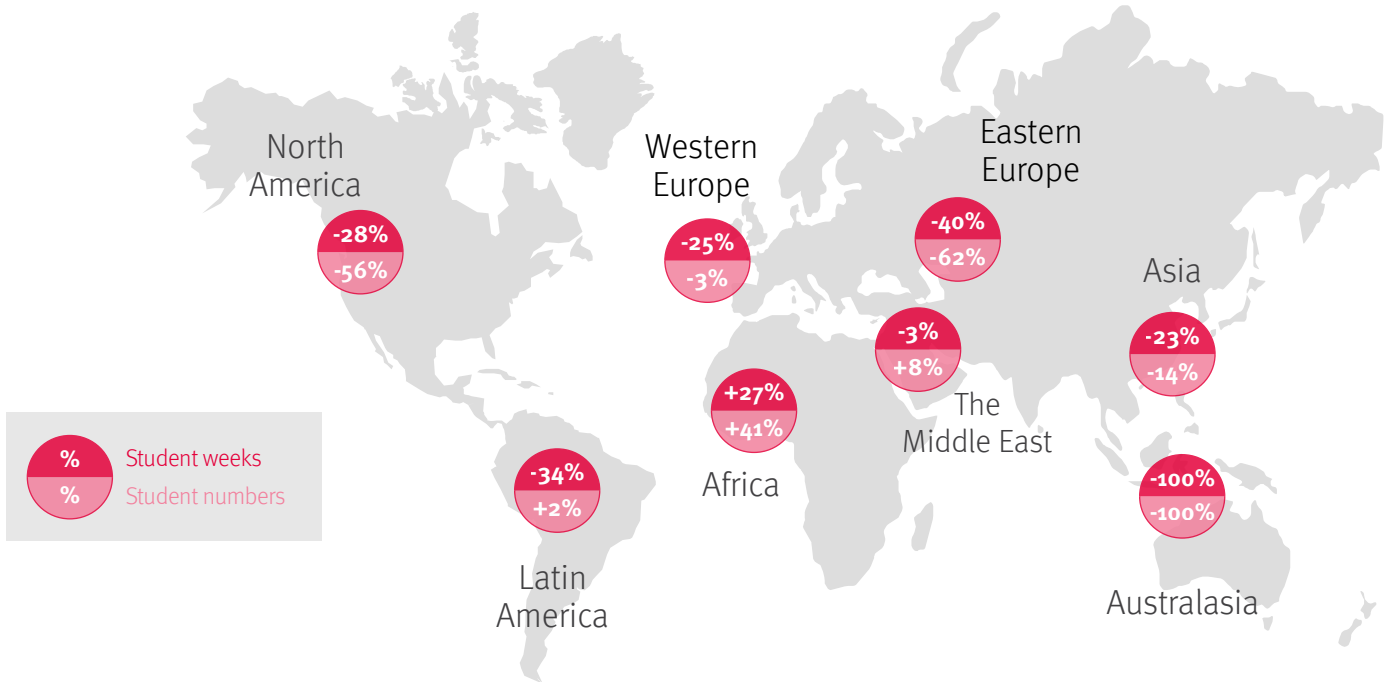
## Average length of stay



**Source:** English UK, 2021-2025; the number of member centres fluctuated over the measured period, ranging between 54 and 23 state sector member centres

## Source regions

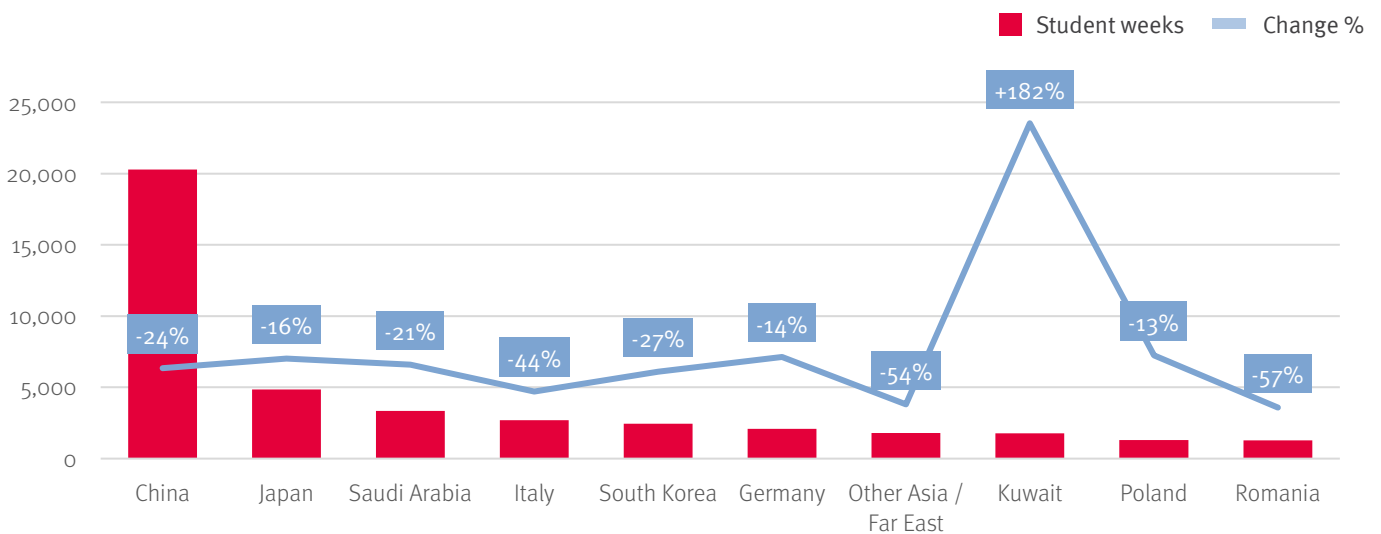
### Year-on-year change (2024 vs 2025)



Source: English UK, 2024 and 2025, n=22; y-o-y comparisons are based on data from state sector member centres reporting in both years

## Top source markets

### Student weeks and year-on-year change



Source: English UK, 2025; n=23 centres, and English UK, 2024 and 2025, n=22; y-o-y comparison is based on data from centres reporting in both years.

# Private sector

## Private sector overview

## Market size



**305,891**

students

-4.1% vs 2024



**942,505**

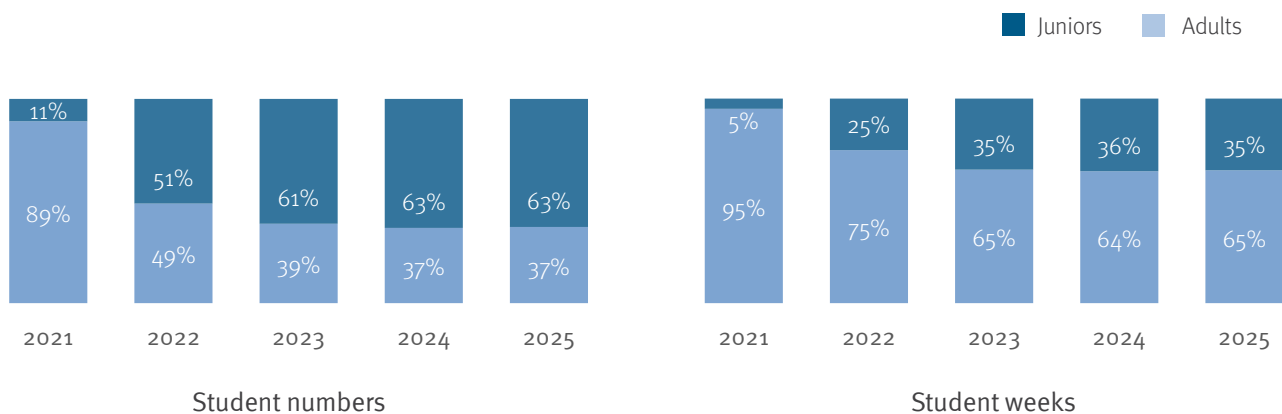
student weeks

-10% vs 2024

**Source:** English UK, 2025; n= 264, and English UK, 2024 and 2025, n=256; y-o-y comparisons are based on data from private sector member centres reporting in both years

## Age segments

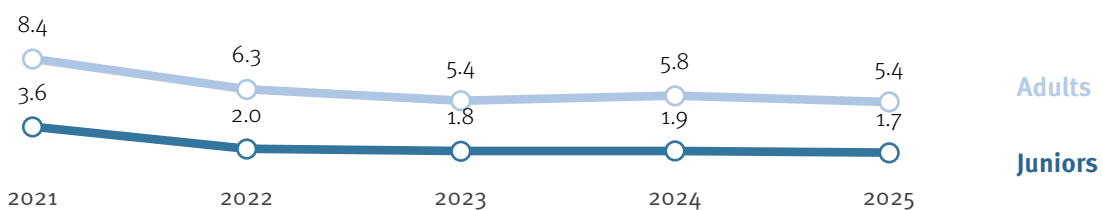
## Market shares and historic trends



**Source:** English UK, 2025; the number of member centres fluctuated over the measured period, ranging between 301 and 264 private sector member centres

## Age segments

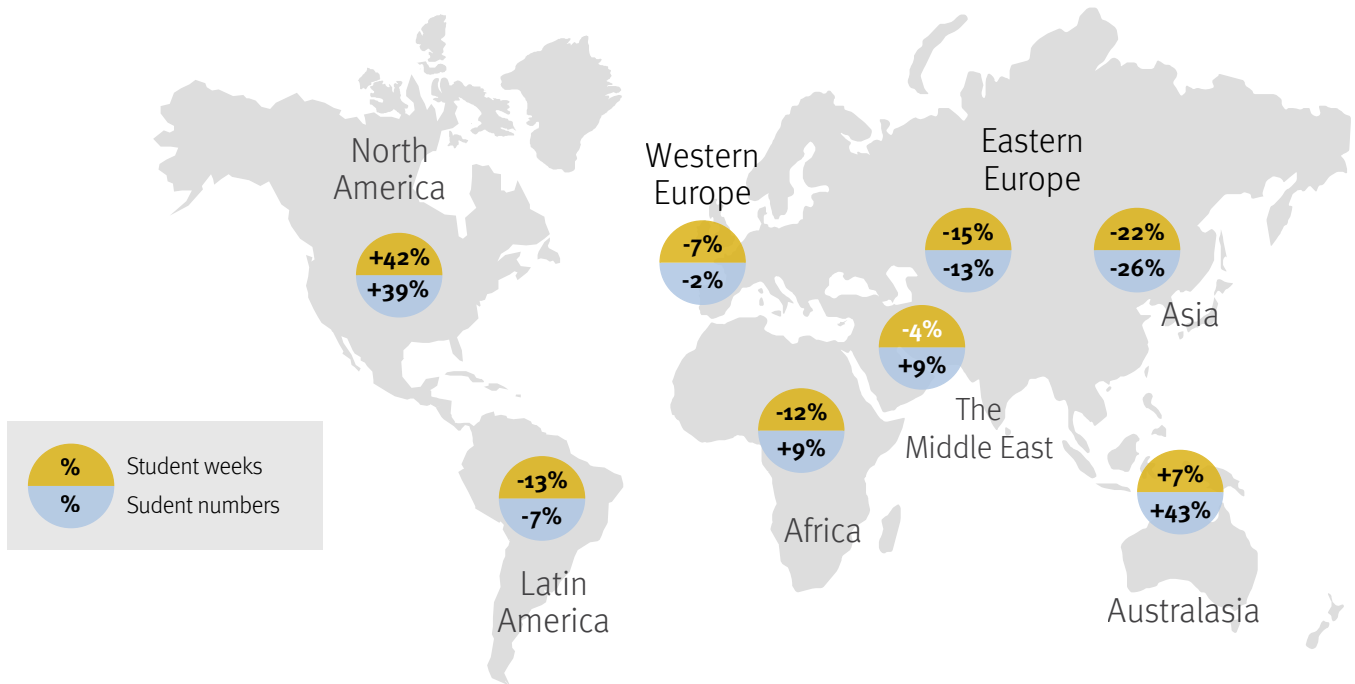
## Average length of stay



**Source:** English UK, 2025; the number of member centres fluctuated over the measured period, ranging between 301 and 264 private sector member centres

## Source regions

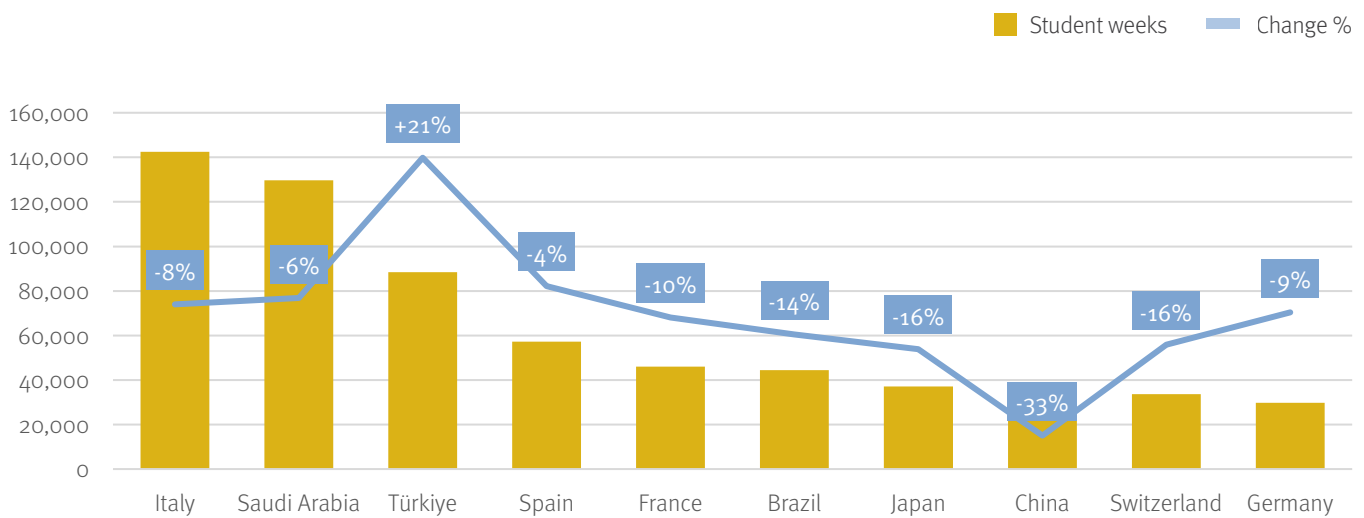
### Year-on-year change (2024 vs 2025)



Source: English UK, 2024 and 2025, n=252; y-o-y comparisons are based on data from private sector member centres reporting in both years

## Top source markets

### Student weeks and year-on-year change



Source: English UK, 2025, n=259 and English UK, 2024 and 2025, n=252; y-o-y comparisons are based on data from private sector member centres reporting in both years

Note: The 2025 figures are based on data reported by member centres that provided a full nationality breakdown (n=259).

# Part-time students

In line with English UK’s categorisation, part-time students are defined as international English language students enrolled on courses offering fewer than 10 teacher-taught hours per week.

## Part-time overview

## Market size



**11,120**  
students



**41,576**  
student weeks

**9,358**  
students  
private sector

**25,828**  
student weeks  
private sector

**1,762**  
students  
state sector

**15,748**  
student weeks  
state sector

Source: English UK, 2025; 287 English UK members provided annual data, 76 ran face-to-face part-time courses

## Age segments

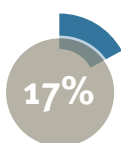
## Market shares

## Source regions

## Market shares

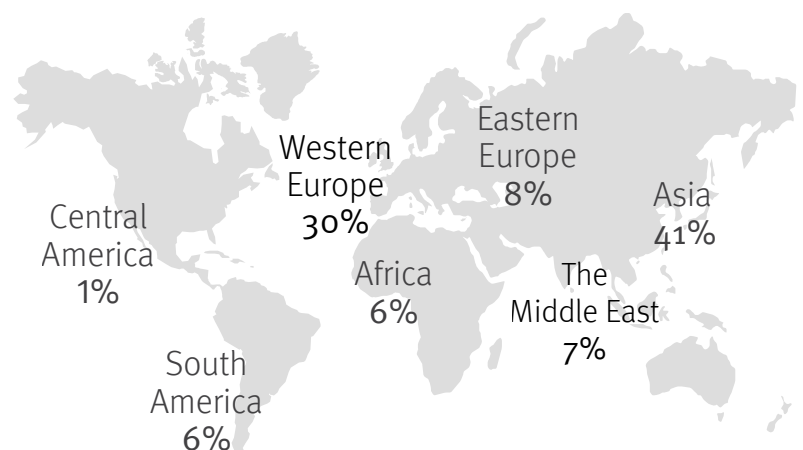


**58%** of all students were juniors.



**17%** of student weeks were spent by juniors.

Student weeks



Source: English UK, 2025, n=76 based on data from only member centres with part-time students



The national association for accredited  
English language teaching centres.  
**[englishuk.com](http://englishuk.com)**