



Snapshot report

Q1 2026

quarterly student statistics report

English language students studying in the UK

Prepared by:

BONARD

#UKELT
englishuk.com

Snapshot report Q1 2026

Prepared on behalf of:



English UK
47 Brunswick Court, Tanner Street, London, SE1 3LH, UK
+44 20 7608 7960 | info@englishuk.com | englishuk.com

Prepared by:

BONARD

BONARD
Museumstraße 3b/16, 1070 Vienna, Austria
+43 650 612 4527 | data@bonard.com | bonard.com

The quarterly intelligence cohort

Introduction

The UK English language teaching (ELT) sector is facing significant challenges, demand is evolving, markets are maturing and uncertainty has become a constant.

Timely intelligence is essential to identify emerging patterns, track short term change and benchmark performance against peers throughout the year.

This snapshot presents headline UK wide trends from QUIC (the Quarterly Intelligence Cohort), English UK's quarterly student statistics scheme. Drawing on student week data submitted by 116 participating member centres, it offers a concise overview of national patterns in student demand and source market performance during 2026. These high-level findings illustrate the overall direction of travel, helping to inform sector-wide discussion, planning, and decision-making.

This publicly available snapshot represents just a fraction of the insight generated through QUIC. Contributing English UK

member centres benefit from full reports, interactive datasets and expert-led webinars, enabling deeper analysis by source market, age group, course type and provider characteristics, as well as benchmarking by UK region and against sector peers.

About the data and methodology

Data is collected from year-round and seasonal ELT member centres across the private and public sectors and analysed by English UK's insight partner, BONARD, in line with international research standards.

Data is reported in student weeks, defined as one student studying ten or more teacher-taught hours per week. Those studying fewer hours are excluded.

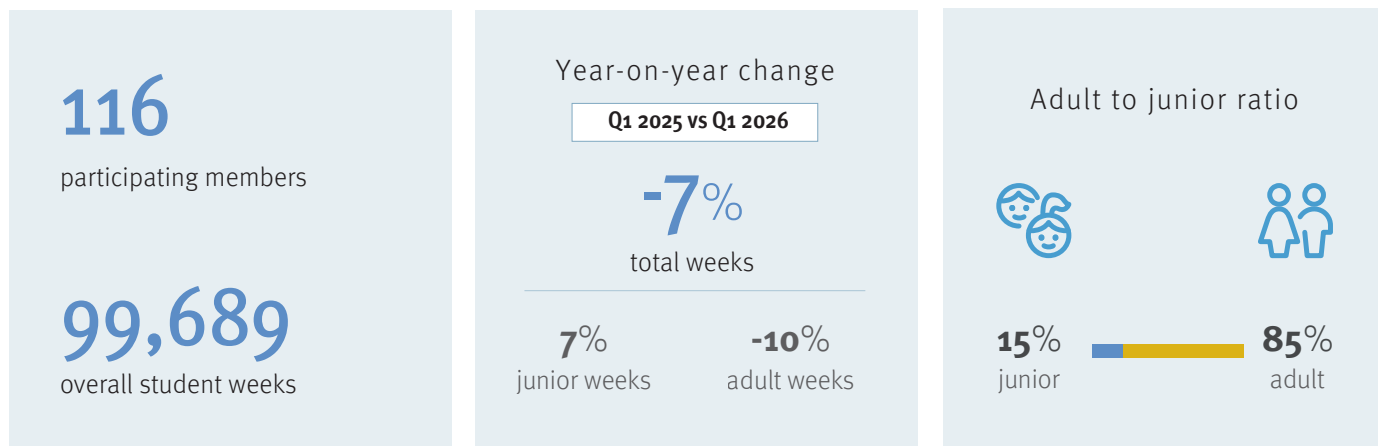
To show the true geographical distribution of student weeks across the UK, data is reported at the level of individual teaching premises (n=221), rather than aggregated at member centre level (n=116).

UK ELT student data insights from English UK

www.englishuk.com
statistics@englishuk.com

General overview

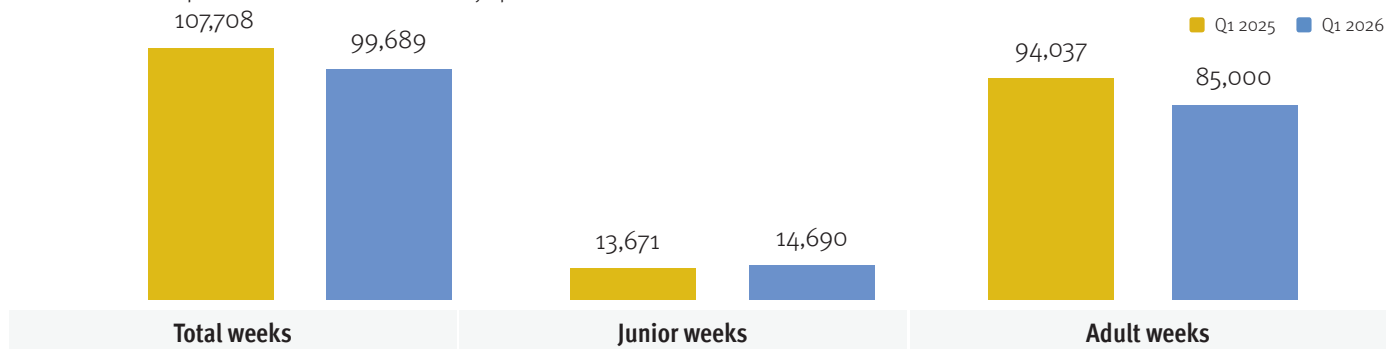
Q1 2026 summary



Note: The figures for year-on-year comparison are based on data from member centres reporting in both respective quarters (n=110).
Note: Any students under the age of 18 who are studying on courses for adults are recorded as 'adult' (the course type overrides the date of birth of the student).

Chart 1

Like-for-like comparison of student weeks by quarter



Note: n=110 member centres participating in both Q1 2026 and in Q1 2025

Table 1

QUIC region summary

Region	No. of participants	No. of returns	Proportion of returns	Total weeks	Market share
London	31	26	23.6	30,322	30.4
South and South Eastern England	29	29	26.3	23,145	23.2
Northern England	19	19	17.2	21,700	21.8
South West England and the Channel Islands	17	16	14.5	9,825	9.9
Eastern England	12	9	8.1	9,639	9.7
Scotland and Northern Ireland	4	6	5.4	2,809	2.8
Central England and Wales	4	5	4.5	2,249	2.3
Total	116	110	100.0	99,689	100.0

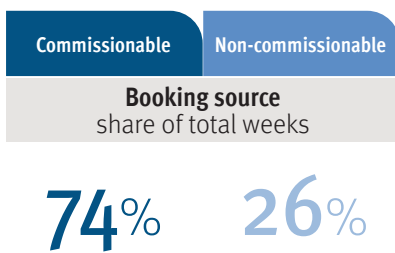
Note: The full 2026 dataset includes 116 participating member centres across 221 teaching premises. The number of returns varies by quarter, as some seasonal premises operate only during certain periods of the year. In Q1 2026, 110 teaching premises were open and reporting data. For multi-centre accredited members, the location shown in the "Participant" column refers to the organisation's head office location. However, the "No. of returns" column reflects the actual geographical locations of the individual teaching premises that were operational and reporting in Q1 2026.

Note: Figures of student weeks per region were rounded and may not add up to the total sum of student weeks.

Note: In order to maintain the confidentiality of individual centre data, some of the regions were merged.

Chart 2

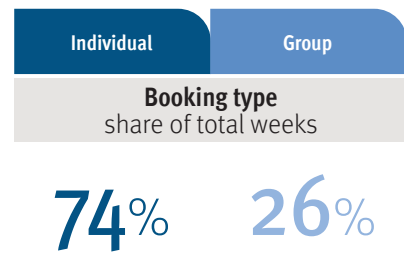
Student weeks by booking source



n=116 member centres participating in Q1 2026

Chart 3

Student weeks by booking type

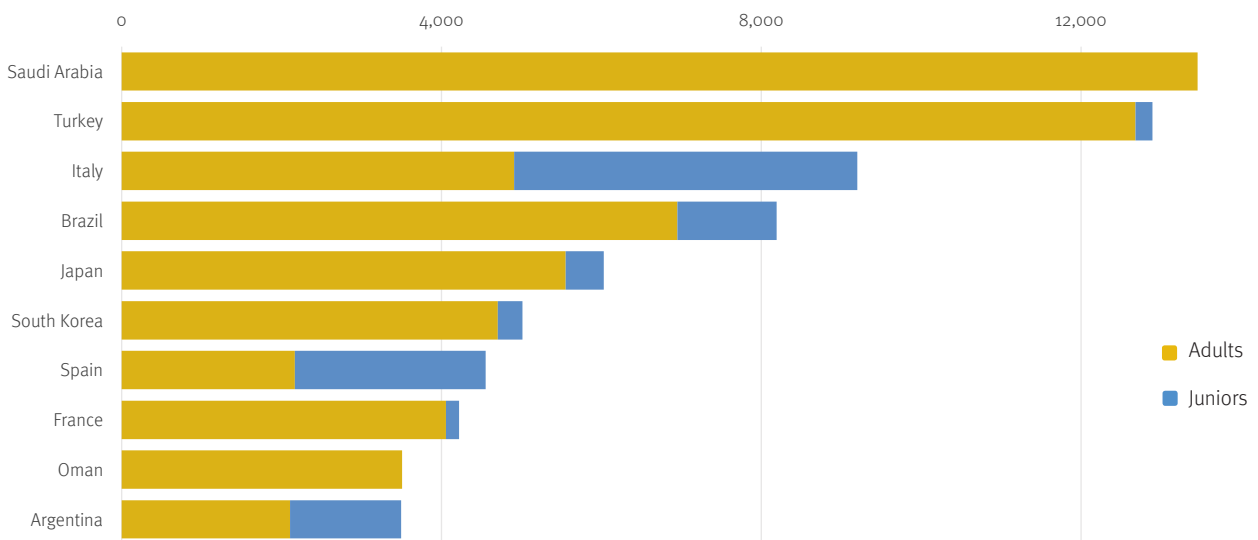


n=116 member centres participating in Q1 2026

Note: 'Group' is defined as at least two students travelling and studying on the same itinerary.

Chart 4

Student weeks by age group and source country (top 10 markets)



Note: n=116 member centres participating in Q1 2026

The participant-only QUIC report provides a full breakdown of all student weeks across 114 source markets, including year-on-year comparisons and further segmentation by age group, course type, booking type, and booking source.



The national association for accredited
English language teaching centres.
englishuk.com